

01	02	03	04	05	06	07	08	09	10
33.6%	33.2%	32.1%	31.2%	31.1%	28.2%	28.2%			
6.9%	7.0%	7.3%	7.0%	7.2%	8.6%	8.6%			
16.6%	17.1%	16.6%	16.5%	16.6%	16.3%	16.3%			
10.5%	10.3%	10.7%	11.6%	11.7%	11.4%	11.4%			
0.8%	0.6%	0.7%	0.7%	0.6%	0.6%	0.6%			
7.1%	8.9%	8.8%	11.6%	11.0%	12.3%	12.3%			
5.4%	5.5%	6.8%	7.3%	8.2%	8.2%	8.2%			
80.9%	82.6%	83.0%	85.9%	86.4%	85.6%	85.6%	0.0%	0.0%	

01	02	03	04	05	06	07	08	09	10
28.9%	29.9%	28.8%	35.9%	34.1%	32.6%	31.3%	31.4%	#DIV/0!	#DIV/0!
6.5%	7.7%	8.8%	6.1%	6.8%	7.0%	7.1%	6.6%	#DIV/0!	#DIV/0!
18.6%	19.7%	20.1%	22.1%	22.1%	22.6%	22.9%	23.1%	#DIV/0!	#DIV/0!
8.0%	8.6%	13.0%	17.1%	17.3%	16.0%	16.2%	17.0%	#DIV/0!	#DIV/0!
2.4%	2.9%	2.7%	1.8%	2.3%	2.4%	2.6%	2.3%	#DIV/0!	#DIV/0!
16.8%	17.9%	16.1%	7.3%	7.4%	7.4%	5.2%	7.7%	#DIV/0!	#DIV/0!
7.8%	8.0%	8.2%	7.8%	8.2%	9.3%	11.2%	10.0%	#DIV/0!	#DIV/0!
0.0%	0.0%	0.0%	0.0%	0.0%	0.0%	0.0%	0.0%	#DIV/0!	#DIV/0!
89.0%	94.6%	97.7%	98.0%	98.2%	97.2%	96.4%	98.2%	#DIV/0!	#DIV/0!

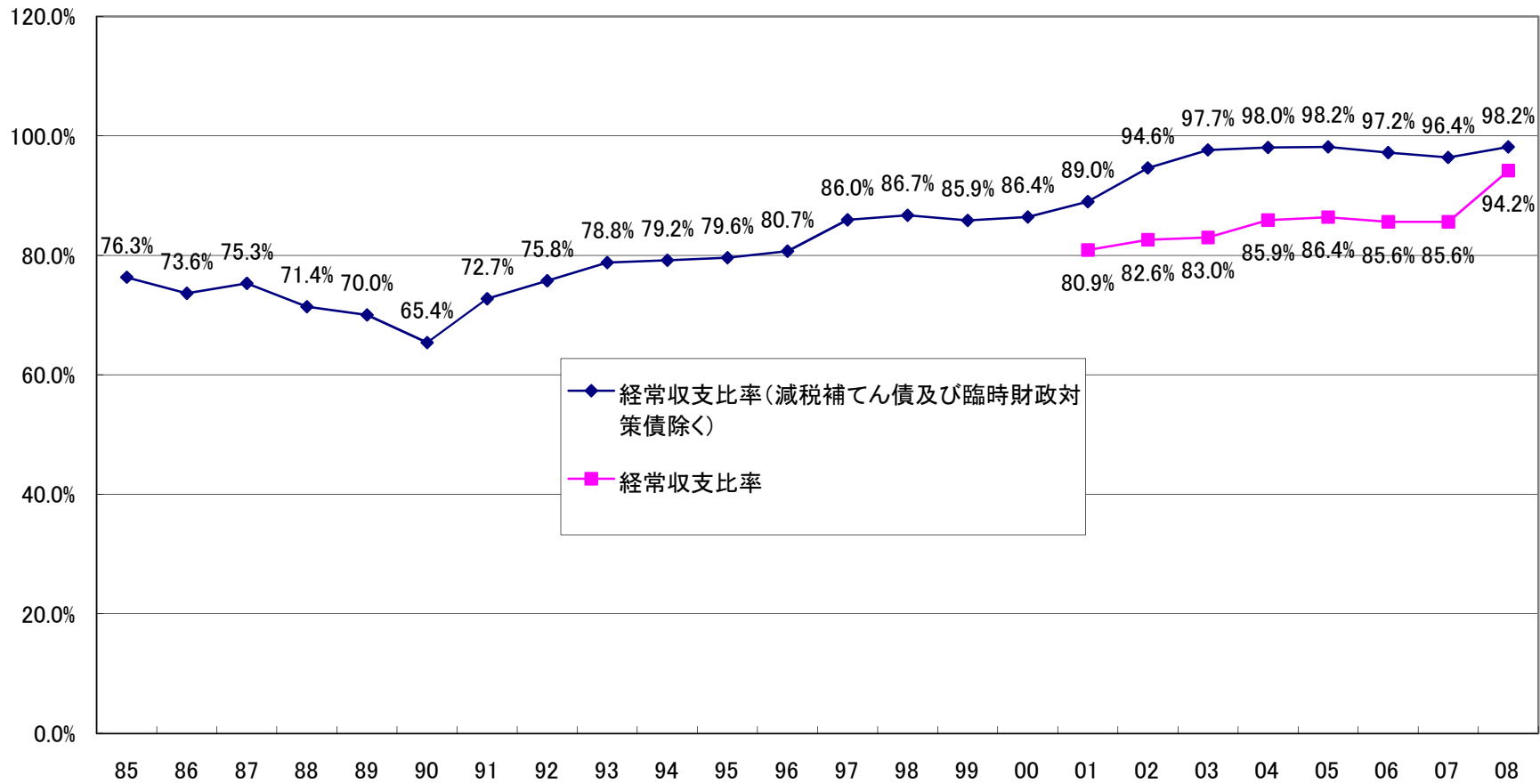
01	02	03	04	05	06	07	08	09	10
4,081,284	3,943,178	3,759,196	8,457,197	8,532,179	8,277,148	8,383,710	8,231,335		
914,097	1,015,974	1,152,009	1,429,178	1,689,381	1,769,378	1,895,488	1,727,844		
2,625,269	2,596,915	2,624,026	5,207,286	5,539,892	5,738,241	6,118,269	6,063,813		
1,135,153	1,135,853	1,702,104	4,036,123	4,319,617	4,058,712	4,324,991	4,454,475		
342,615	381,380	355,496	419,225	564,369	597,369	693,799	600,841		
2,375,226	2,360,845	2,105,073	1,710,593	1,855,566	1,891,099	1,380,190	2,011,894		
1,094,903	1,051,260	1,068,362	1,842,925	2,060,828	2,359,170	2,999,233	2,632,329		
0	0	0	0	0					
12,568,547	12,485,405	12,766,266	23,102,527	24,561,822	24,691,117	25,795,680	25,722,531	0	0
14,125,118	13,191,520	13,073,259	23,563,355	25,021,615	25,400,274	25,344,813	26,206,770		
117,200	111,800	128,700	279,400	161,000	124,100	124,100			
290,900	637,100	1,160,300	1,863,500	1,435,800	1,290,900	1,290,900			

01	02	03	04	05	06	07	08	09	10
125.7	124.9	127.7	231.0	245.6	246.9	258.0	257.2	0.0	0.0
141.3	131.9	130.7	235.6	250.2	254.0	253.4	262.1	0.0	0.0

01	02	03	04	05	06	07	08	09	10
89.0%	94.6%	97.7%	98.0%	98.2%	97.2%	96.4%	98.2%	#DIV/0!	#DIV/0!
80.9%	82.6%	83.0%	85.9%	86.4%	85.6%	85.6%	94.2%	0.0%	0.0%

01	02	03	04	05	06	07	08	09	10
28.9%	29.9%	28.8%	35.9%	34.1%	32.6%	31.3%	31.4%	#DIV/0!	#DIV/0!
6.5%	7.7%	8.8%	6.1%	6.8%	7.0%	7.1%	6.6%	#DIV/0!	#DIV/0!
18.6%	19.7%	20.1%	22.1%	22.1%	22.6%	22.9%	23.1%	#DIV/0!	#DIV/0!
8.0%	8.6%	13.0%	17.1%	17.3%	16.0%	16.2%	17.0%	#DIV/0!	#DIV/0!
2.4%	2.9%	2.7%	1.8%	2.3%	2.4%	2.6%	2.3%	#DIV/0!	#DIV/0!
16.8%	17.9%	16.1%	7.3%	7.4%	7.4%	5.2%	7.7%	#DIV/0!	#DIV/0!
7.8%	8.0%	8.2%	7.8%	8.2%	9.3%	11.2%	10.0%	#DIV/0!	#DIV/0!
0.0%	0.0%	0.0%	0.0%	0.0%	0.0%	0.0%	0.0%	#DIV/0!	#DIV/0!

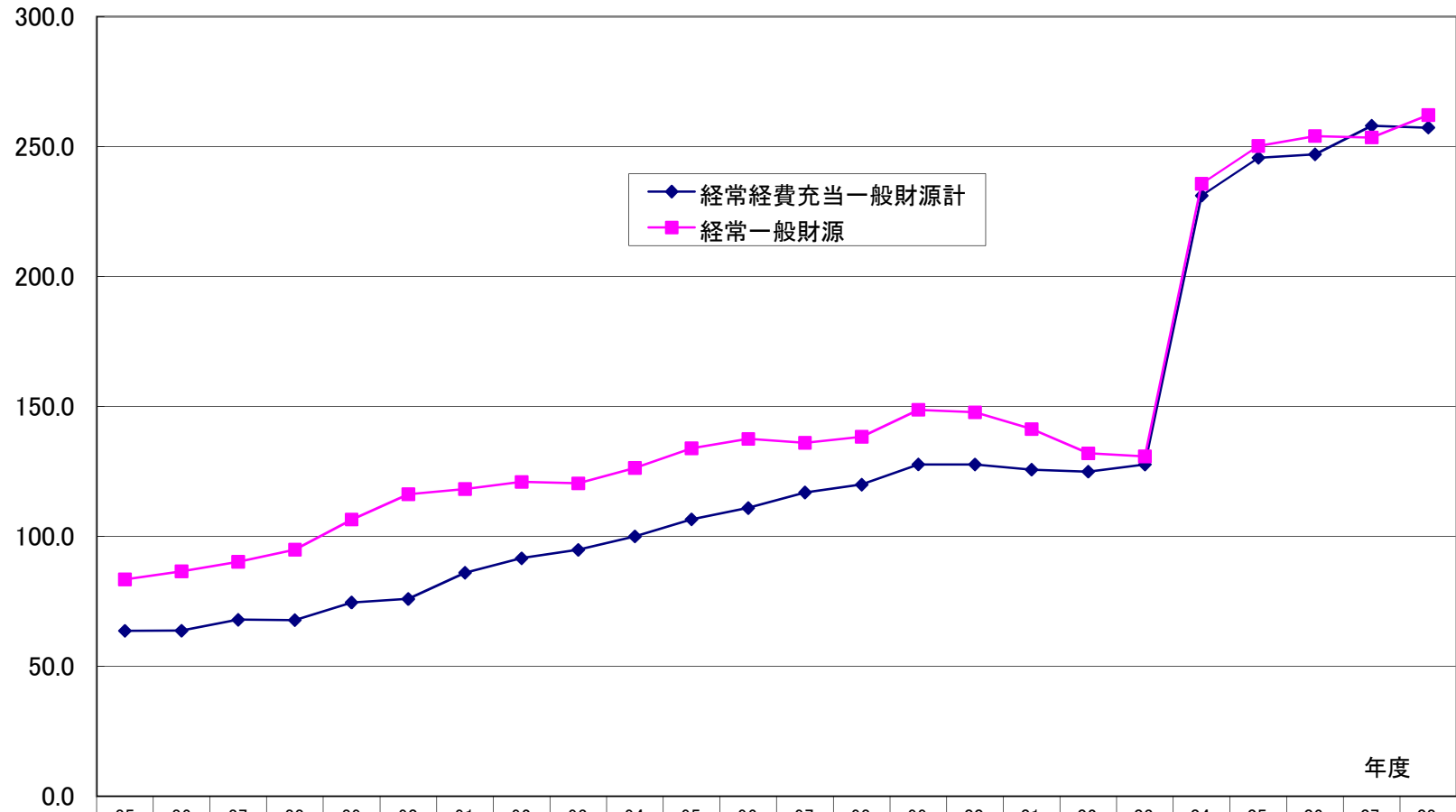
7-1 経常収支比率の推移



年度

億円

7-2 経常一般財源等・経常経費充当一般財源等の推移



	85	86	87	88	89	90	91	92	93	94	95	96	97	98	99	00	01	02	03	04	05	06	07	08
◆ 経常経費充当一般財源計	63.7	63.7	67.9	67.8	74.5	76.0	86.0	91.6	94.8	100.0	106.6	110.9	116.9	119.9	127.7	127.7	125.7	124.9	127.7	231.0	245.6	246.9	258.0	257.2
■ 経常一般財源	83.4	86.6	90.2	94.9	106.5	116.2	118.2	120.9	120.4	126.3	133.9	137.5	136.0	138.3	148.7	147.7	141.3	131.9	130.7	235.6	250.2	254.0	253.4	262.1

年度

7-3 経常収支比率の構成比の推移

%

0.0%

20.0%

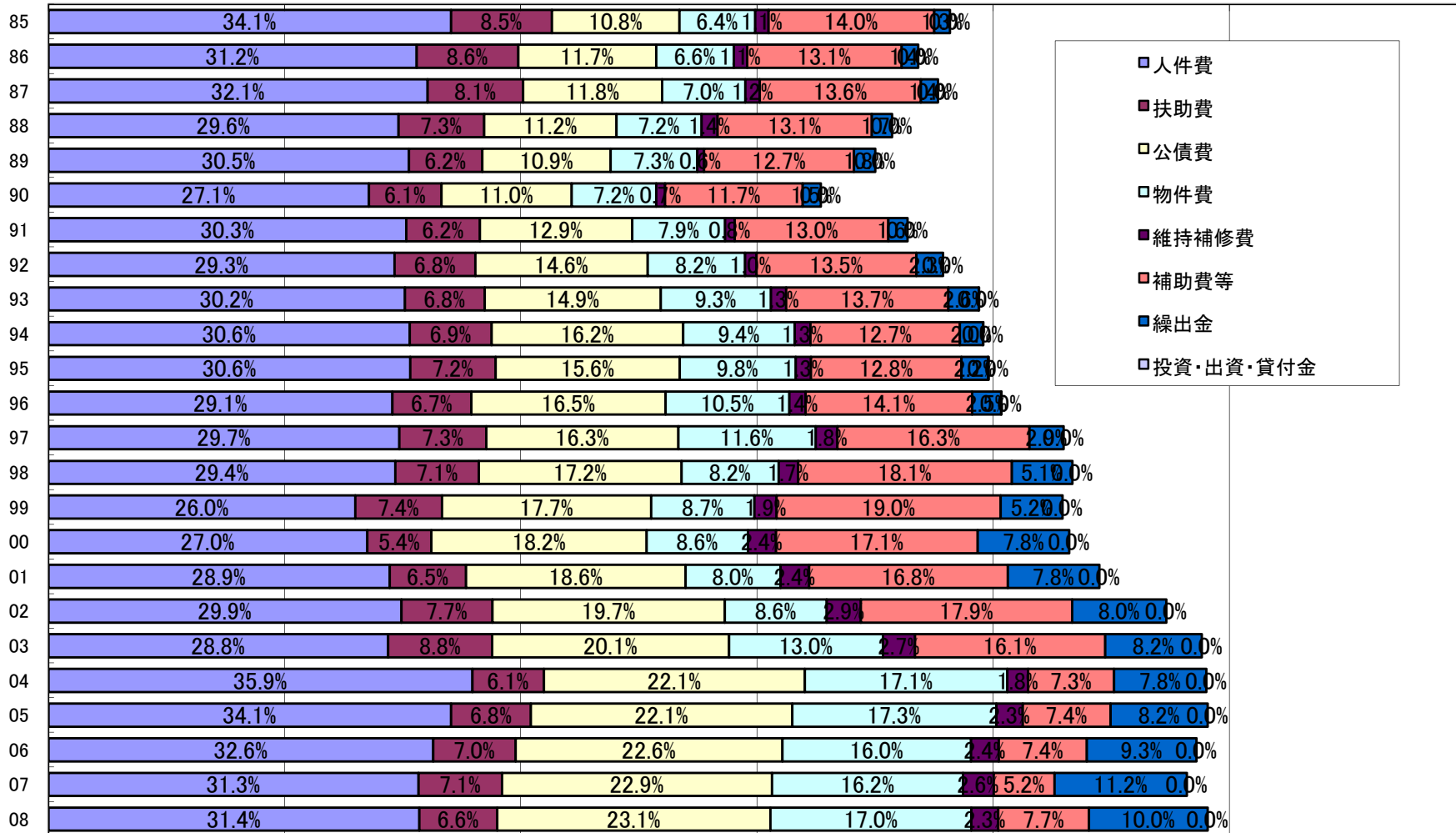
40.0%

60.0%

80.0%

100.0%

120.0%



- 人件費
- 扶助費
- 公債費
- 物件費
- 維持補修費
- 補助費等
- 繰出金
- 投資・出資・貸付金